

Standard Gypsumboard (RG)



Knauf Standard Gypsumboard (RG) is a lightweight smooth wallboard, which is generally used in Knauf drywall systems (i.e. partitions, linings and ceilings). Knauf RG board is visually recognizable by its ivory boardliner and blue marking on the back.



VK



AK

Tapered edges give more space for bedding the joint filler and tape. As a result, a seamless fine finish is achieved at joints.

| Thickness (mm) | Width (mm) | Length (mm) | Weight (kg/m ²) | Boards/Pallet | Edge Profile |
|----------------|------------|--------------------------------|-----------------------------|---------------|--------------|
| 6.5 | 1200 | 2400 | 5.3 | 140 | VK |
| 9.5 | 1200 | 2400 | 7.7 | 90 | AK |
| 12.5 | 1200 | 2000/2400 2500/2800 3000 | 10.2 | 60 | AK |
| 15 | 1200 | 2400/3000 | 13.1 | 60 50 | AK |
| 18 | 1200 | 2400/3000 | 16 | 50 40 | AK |

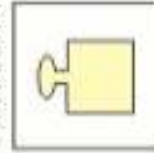
Thermal insulation



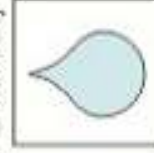
Sound insulation



Lightweight construction



Regulation of humidity



Economical



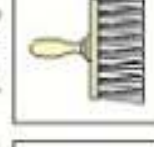
Easy to use



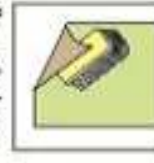
Speedy installation



Instant painting



Wallpapering



KNAUF